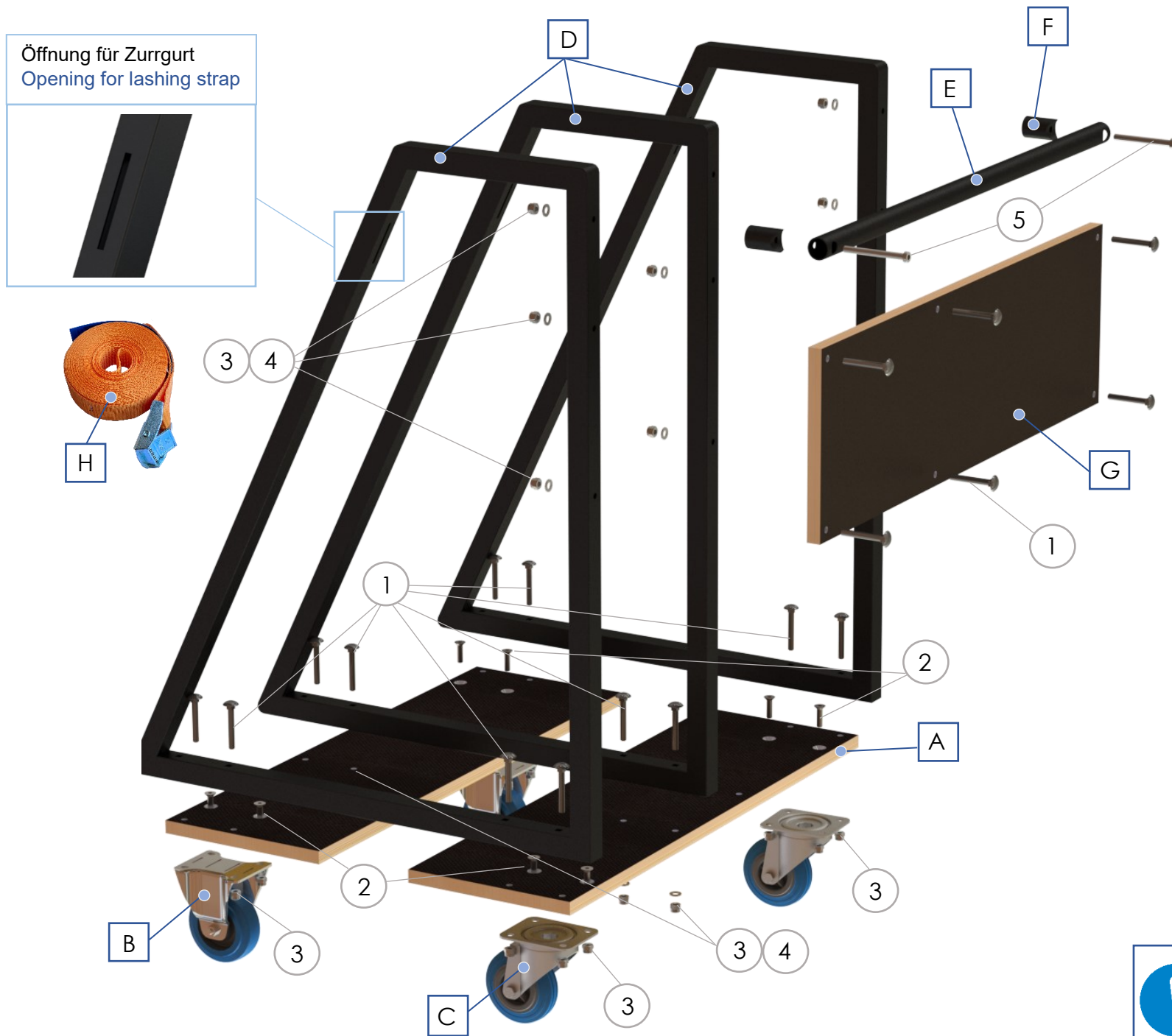










Montageanleitung Transportwagen "CargoBox Optimus" zur Aufnahme von 16 Optimus.
Assembly instruction for trolley "CargoBox Optimus" for stockage of 16 Optimus.



Montageanleitung Transportwagen "CargoBox Optimus" zur Aufnahme von 16 Optimus.
 Assembly instruction for trolley "CargoBox Optimus" for stockage of 16 Optimus.



Nr.			St
1		DIN 603 M8x60	18
2		DIN 7991 M8x30	8
3		DIN 985 M8	28
4		M8, ISO 7089	12
5		M8x80, ISO 7380-1	2

Nr.		St
A		2
B		2
C		2
D		3
E		1
F		2
G		1
H		1

Aufbaureihenfolge: nutzen Sie die Bestandteile bitte nacheinander alphabetisch von A bis H
Assembly sequence: please use the components one after the other alphabetically from A to H