

Not height-adjustable plug-in feet



Plug-in foot with flat cap

Height (cm)	Ø 45x45 mm	Ø 60x60 mm
20	11030a	11030d
40	11031a	11031d
60	11032a	11032d
80	11033a	11033d
100	11034a	11034d
120	11035a	11035d
140	11036a	11036d
160	S	11037d
180	S	11038d
200	S	11039d

We offer plug-in feet in standard heights (in 20 cm steps), special heights are available on request at any time. The "telescopic plug-in foot" variant provides additional flexibility, as several heights can be used with one foot. The plug-in feet are inserted into the corner brackets and fixed in place with the handwheel, without tools. The surface-pressing clamping wedge guarantees 100% secure stability.



Note: In addition to individual special heights the plug-in feet can also be powder-coated in various RAL colors.



Plug-in foot with castor

Up to a height of 60 cm, we can also equip the plug-in feet 45x45 mm with swivel castors. For other heights, feel free to contact us.

20 cm - 6082
40 cm - 4032
60 cm - 9755



Non-slip rubber foot

with steel plate insert (elephant foot) for plug-in foot 60x60x3mm and telescopic plug-in foot infinitely adjustable

for dimension 60x60 mm Art. no.: Version "h"

Height-adjustable plug-in feet



Plug-in foot with approx. +/- 1 cm height-adjustable polyamide base

Height (cm)	Ø 45x45 mm
20	11030b
40	11031b
60	11032b
80	11033b
100	11034b
120	11035b
140	11036b
160	S
180	S
200	S



Telescopic plug-in foot with grid

You set the height using the handwheel. Use the load distributor (with felt washer and steel thread) to compensate for uneven floors.

Height (cm)	Ø 45x45 mm	Ø 60x60 mm
20-30	X	X
40-60	11055	11065
60-100	11056	11066
100-160	11057	11067

Plug-in base with approx. 3 cm height-adjustable polyamide load distributor

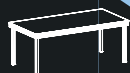
This allows you to compensate for uneven floors of up to 30 mm. The load distributor (Ø 80 mm) is covered with a felt disk and has a steel thread.

Height (cm)	Ø 45x45 mm	Ø 60x60 mm
20	11030c	11030f
40	11031c	11031f
60	11032c	11032f
80	11033c	11033f
100	11034c	11034f
120	11035c	11035f
140	11036c	11036f
160	S	11037f
180	S	11038f
200	S	11039f

Telescopic plug-in foot infinitely adjustable

with height scale, lockable with star knob screw and 2 hexagon head screws, with flat cap

Height (cm)	Ø 45x45 mm	Ø 60x60 mm
20-30	11053	S
40-60	11050	11060
60-100	11051	11061
100-160	11052	11062



OUR EXTENSIVE RANGE OF PLUG-IN FEET

Justo support system: quickly at ground level

The Justo support system is much more than just plug-in feet. It offers a flexible, practical and cost-effective solution for the Praktikus platform series (750, Light & 1000), especially for the outdoor area and uneven terrain. Height-adjustable spindles can be used to smooth out any unevenness, creating a stable and safe platform. No part of the scaffolding protrudes, all feet are on one axis, which provides a clean look. Only 20 instead of 48 plug-in feet are required per 4x6 m platform, which considerably reduces the assembly time. In addition, the Justo feet are also used to connect the stage elements, so that no additional connectors are required. Assembly is possible without tools.

Our recommendation:

From a stage height of 100 cm, we recommend to use the Mott plug-in feet 60x60 mm for better stabilization of the entire platform. If you have any questions please do not hesitate to contact us.




The State Garden Show in Würzburg was held under the motto "Where ideas grow". An approx. 150 m² stage was equipped with the stage element Praktikus Light and the new Mott support system "Justo" - the ideal outdoor stage.



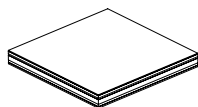
Scan the QR code now and watch the installation video



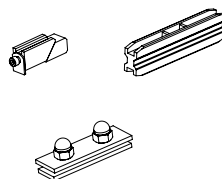
Height (in cm)	Ø 60x60 mm Foot mount 1-fold	Ø 60x60 mm Foot mount 2-fold	Ø 60x60 mm Foot mount 4-fold
70-105	11070	11071	11072
90-120	11073	11074	11075




Plug-in feet page 22



Coverings page 44



Accessories page 46



Stairs/railings from page 52

